

National Center on Deaf-Blindness



Transition Activities

Shopping with a Peer

Topic:

Shopping with a Peer will help your son/daughter with people skills and community belonging which will have a positive impact on employment success.

Overview:

It is important for youth who are deaf-blind to have age/stage appropriate experiences with peers. This helps them develop friendships, share interests, and learn to negotiate a plan based on both of their interests.

This activity has three stages. First, your son/daughter needs to know the sizes he/she takes in various categories of clothing. Second, he/she needs to initiate the shopping trip with a friend and work out the details of day, time, place. Third, he/she needs to arrange transportation for the two of them.

Outcomes for your child's transition development:

Your son/daughter will increase in his/her ability to function more independently in community shopping venues, including interactions with peers instead of parents.




Activity Directions:


Look at your son's/daughter's upcoming schedule to see if a new article of clothing is appropriate for an event or for a job. If not, look at your son's/daughter's wardrobe and decide what it is that he/she should shop for. If this is a first shopping experience without mom or dad, start small and simple. Build your son's/daughter's capacity to handle all the different aspects of shopping using small increments of increased responsibility over time.

1. Develop and initiate a strategy so that your son/daughter can be reminded of his/her clothing sizes.
 - a. A card that fits in the wallet or purse (see Resources section). This can be in large print, braille, icons, or pictures.
 - i. Communication devices with icons or speech output
 - ii. Communication cards-for others to read
 - iii. Individual memory device

- b. Include your son/daughter in every way you can. Have him/her put it in his/her wallet, bag, fanny pack or backpack.
 2. Tell your son/daughter you want him/her to go shopping with a friend to buy _____. Your limit is \$XX.
 - a. Assist your son/daughter in choosing a friend
 - b. Assist your son/daughter in contacting the friend
 - c. Assist your son/daughter in making a plan for day/time-put it on a weekly calendar
 3. Ask your son/daughter what options he/she has for transportation.
 - a. If possible have him/her contact a driver using the skills in the lesson Transportation Trial (February of Age 14, notification 6 of Year 11.)
 - b. If a parent is providing transportation, ask your son/daughter to provide travel related information:
 - i. Where he/she is starting
 - ii. Where he/she wants to go
 - iii. What time he/she wants to be picked up at home
 - iv. What time he/she wants to be picked up from shopping location
 - v. Where he/she should wait for pick up
 - vi. How he/she will know transportation has arrived
 4. Allow activity to take place. There is a range of safety supervision strategies. Choose the least intrusive that makes you comfortable and assures his/her safety.
 - a. Go with him/her but hang back.
 - b. Arrive separately and keep him/her in your line of sight (spy on him/her). When he/she leaves, rush to get home before he/she arrives.
 - c. Send someone the peer does not know or recognize to spy.
 - d. Let him/her go with his/her friend and call you on a cell phone when he/she arrives and when he/she is ready to leave to come home.
 - e. Give some safety supervision tips to the peer that is going, along with your phone number. Wait at home.

Resources:

Male Example Shoes	Size 11	Female example Shoes 	7W
Shirt	Man's Medium 14 Neck	Shirt 	Women's Small (10)
Pants	32 x 32	Pants 	Size 10 Juniors

Underwear	Boxers Medium	Dress 	10
-----------	---------------	------------------------------------------------------------------------------------------	----


Ways to either Simplify or Increase Complexity:

Ideas for Simplifying Activity

Let your son/daughter indicate a friend that he/she would like to come along on a shopping trip with mom or dad. You can teach your son/daughter through rehearsal, how to ask his/her friend to join the trip and practice asking for the friend's opinion on how an article of clothing looks.

Ideas for Increasing the Complexity of the Activity

If your son/daughter has been practicing some bus travel, consider letting him/her take a bus to a mall or other shopping area. You can even follow the bus in your car to be sure he/she gets off at the right spot.



The contents of this document were developed under a grant from the U.S. Department of Education #H326T130013. However, those contents do not necessarily represent the policy of The Research Institute, nor the US Department of Education, and you should not assume endorsement by the Federal Government. Project Officer, Jo Ann McCann.